



Area Light Econolume Series Luminaire



*Not all product variations listed on this page are DLC qualified. Visit www.designlights.org/search to confirm qualification



Description

The LITELUME™ Area Light Econolume Series Luminaire (LL-ALECO) combines style, performance and competitiveness. Featuring a die-cast aluminum housing with outstanding corrosion protection, and secondary UV resistant polycarbonate optics. Compact in design low profile 3G vibration rated. The ALECO provides an aesthetically pleasing addition to any roadway or parking lot with its steady well-defined construction. The highly functioning optics provide maximum lumen output and light distribution to make the ALECO the premier outdoor area light.

Fixture Information

| | |
|------------------------|--|
| Size: | 40W/70W/100W/150W/200W/250W/ 300W |
| Housing: | Die-cast Aluminum Housing |
| Finish: | Protective powdercoat |
| Color: | Standard: Bronze Custom Options: Black (BK) White (WH) Gray (GY) |
| Mounting: | Pole Mount Slip Fitter Wall Mount |
| Lens: | Polycarbonate |
| Power Factor: | .90 or greater |
| CRI: | 80 |
| Operating Temperature: | -40°F to 113°F |
| Surge Protector: | Optional: 10 kVA, 20kVA |
| Voltage: | Standard: 120-277V Optional: 347-480V |
| Sensor: | Standard: No sensor Custom: Bi-level motion sensor w/ Remote control Twist Lock Photocell and Receptacle (120-277V) and Photocell (120-277V) |
| Warranty: | 10-Year Limited Warranty |

Performance Data

Lumen Output:

5,360 to 42,000 lm

Lumens Per Watt (typical):

128 to 141 lm/W

CCT:

4000K
5000K

Distribution

Type III
Type IV
Type V

Lifespan:

Up to 100,000 running hours

Ratings & Certificates

UL Listed For Wet Location
IP66 rated
DLC Premium Listed*
Dark Sky Conformance**



**Litelume Area Lights perform to IDA's fully shielding requirement, emitting no light above 90 degrees when using pole mount accessory. Fixture must be ordered in 3000k to qualify for IDA Dark Sky Compliance

Wattage Replacement

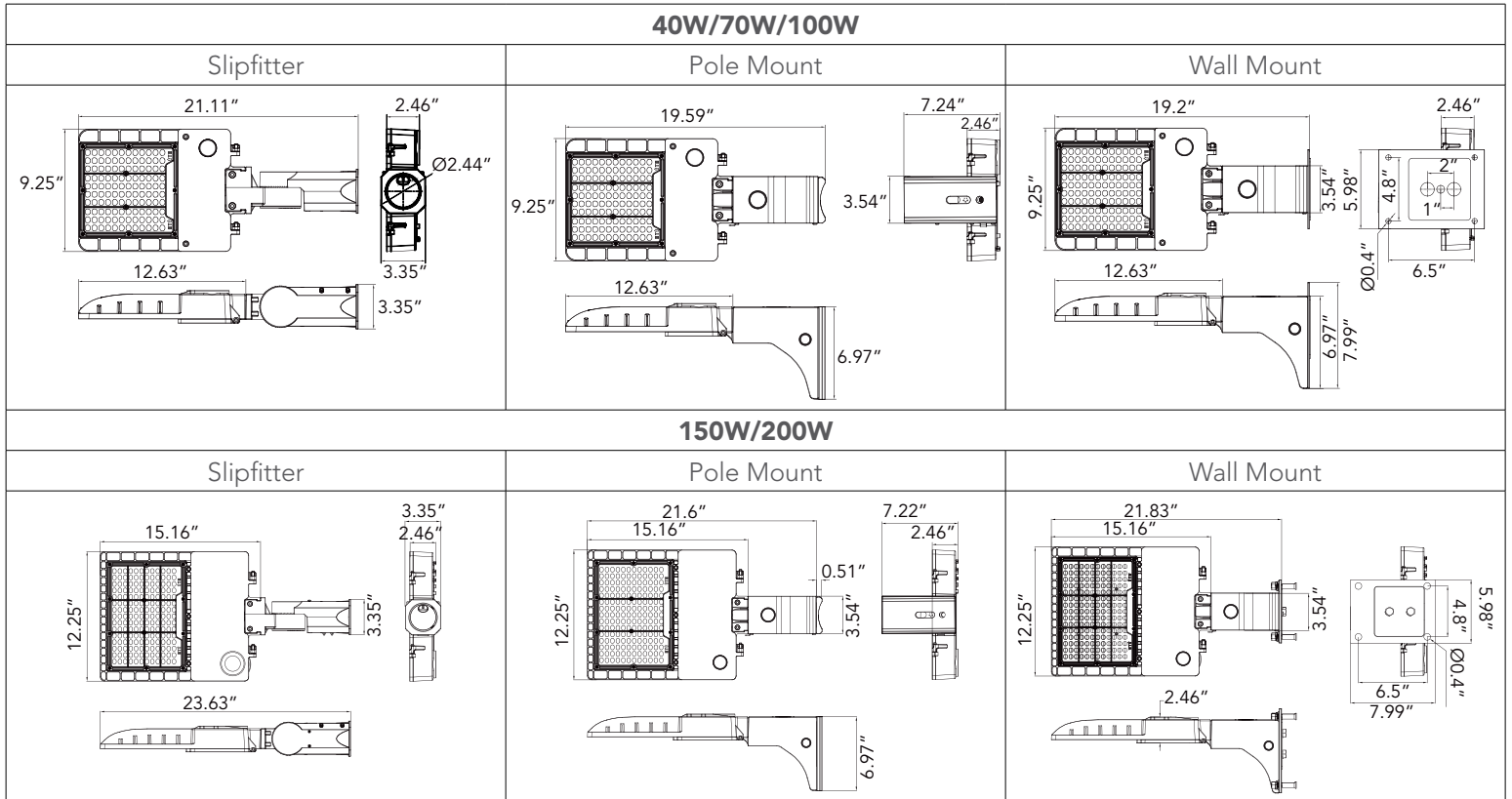
| Existing Watts | Litelume Watts |
|----------------|----------------|
| 100-175W | 40W |
| 175-250W | 70W |
| 250-400W | 100W |
| 400-575W | 150W |
| 575-1000W | 200W |
| 1000W | 300W |

QUICKSHIP AVAILABLE PLEASE SEE PG 5



Dimension

| Item | Width | Length | Height | Weight |
|-----------------|--------|--------|--------|----------|
| 40W Slipfitter | 21.11" | 9.25" | 3.35" | 7.90 lb |
| 40W Pole Mount | 19.59" | 9.25" | 6.97" | 8.60 lb |
| 40W Wall Mount | 19.2" | 9.25" | 7.99" | 10.30 lb |
| 70W Slipfitter | 21.11" | 9.25" | 3.35" | 8.23 lb |
| 70W Pole Mount | 19.59" | 9.25" | 6.97" | 8.93 lb |
| 70W Wall Mount | 19.2" | 9.25" | 7.99" | 10.63 lb |
| 100W Slipfitter | 21.11" | 9.25" | 3.35" | 8.65 lb |
| 100W Pole Mount | 19.59" | 9.25" | 6.97" | 9.35 lb |
| 100W Wall Mount | 19.2" | 9.25" | 7.99" | 11.05 lb |
| 150W Slipfitter | 23.63" | 12.25" | 3.35" | 11.63 lb |
| 150W Pole Mount | 21.6" | 12.25" | 6.97" | 12.32 lb |
| 150W Wall Mount | 21.83" | 12.25" | 7.99" | 14.03 lb |
| 200W Slipfitter | 23.63" | 12.25" | 3.35" | 12.18 lb |
| 200W Pole Mount | 21.6" | 12.25" | 6.97" | 12.88 lb |
| 200W Wall Mount | 21.83" | 12.25" | 7.99" | 14.58 lb |
| 250W Slipfitter | 31.77" | 12.25" | 3.35" | 17.97 lb |
| 250W Pole Mount | 30.25" | 12.25" | 6.97" | 18.67 lb |
| 250W Wall Mount | 28.7" | 12.25" | 8" | 20.37 lb |
| 300W Slipfitter | 31.77" | 12.25" | 3.35" | 17.97 lb |
| 300W Pole Mount | 30.25" | 12.25" | 6.97" | 18.67 lb |
| 300W Wall Mount | 28.7" | 12.25" | 8" | 20.37 lb |





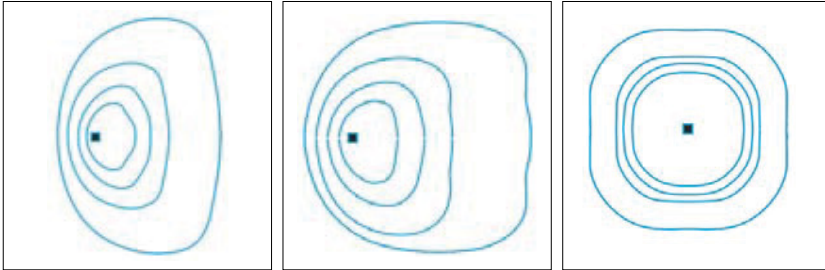
| 250W/300W | | |
|------------|------------|------------|
| Slipfitter | Pole Mount | Wall Mount |
| | | |

Photometrics

Type 3

Type 4

Type 5






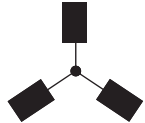



Accessories

| | | | | |
|--------|---------|--------|---------|--------|
| 4SQPTA | 5SQPTA | WMB90 | 4RPTA | 5RPTA |
| | | | | |
| 290HTA | 2180HTA | 390HTA | 3120HTA | 490HTA |
| | | | | |
| MPHTA | | | | |
| | | | | |



EPA

| Item | Mounting |  |  |  |  |  |  |  |
|---------------------|------------|---|---|---|--|---|---|---|
| | | 1 | 2 @ 90° | 2 @ 120° | 2 @ 180° | 3 @ 90° | 3 @ 120° | 4 @ 90° |
| 40W/70W/100W | Square | 0.3413 | 0.5929 | 0.7983 | 0.6826 | 0.9442 | 1.0499 | 0.9442 |
| 150W/200W | Square | 0.423 | 0.715 | 0.843 | 0.846 | 1.138 | 1.165 | 1.138 |
| 250W/300W | Square | 0.4759 | 0.7889 | 1.0581 | 0.9518 | 1.2648 | 1.371 | 1.2648 |
| 40W/70W/100W | Slipfitter | 0.3342 | 0.4912 | 0.7018 | 0.6684 | 0.8254 | 0.9132 | 0.8254 |
| 150W/200W | Slipfitter | 0.375 | 0.639 | 0.7978 | 0.75 | 0.9056 | 1.01 | 0.9056 |
| 250W/300W | Slipfitter | 0.464 | 0.7648 | 1.0316 | 0.928 | 1.2288 | 1.243 | 1.2288 |

External Shields

ALECO series features a backlight control which provides reduced pixilation and increased visual comfort without compromising performance. External Glare Shields: sold separately or as an accessory

| External Glare Shield | 40W/70W/100W | 150W/200W | 250W/300W |
|--|--|---|--|
|  |  |  |  |



| | |
|---------------------|--|
| Project Name | |
| Catalog # | |
| Job Type | |
| Prepared By | |
| Notes | |

Fixture Ordering Information

| Part # | Wattage | Lumens | Kelvin | Voltage | Distribution | DLC Listed* |
|---------------------------|---------|--------|--------|---------|--------------|-------------|
| LL-ALECO-40-50-UNV-T3-BZ | 40 | 5500 | 5000 | 120-277 | T3 | Yes |
| LL-ALECO-40-40-UNV-T3-BZ | 40 | 5400 | 4000 | 120-277 | T3 | Yes |
| LL-ALECO-40-50-UNV-T4-BZ | 40 | 5480 | 5000 | 120-277 | T4 | Yes |
| LL-ALECO-40-40-UNV-T4-BZ | 40 | 5360 | 4000 | 120-277 | T4 | Yes |
| LL-ALECO-40-50-UNV-T5-BZ | 40 | 5720 | 5000 | 120-277 | T5 | Yes |
| LL-ALECO-40-40-UNV-T5-BZ | 40 | 5600 | 4000 | 120-277 | T5 | Yes |
| LL-ALECO-70-50-UNV-T3-BZ | 70 | 9600 | 5000 | 120-277 | T3 | Yes |
| LL-ALECO-70-40-UNV-T3-BZ | 70 | 9500 | 4000 | 120-277 | T3 | Yes |
| LL-ALECO-70-50-UNV-T4-BZ | 70 | 9450 | 5000 | 120-277 | T4 | Yes |
| LL-ALECO-70-40-UNV-T4-BZ | 70 | 9310 | 4000 | 120-277 | T4 | Yes |
| LL-ALECO-70-50-UNV-T5-BZ | 70 | 9800 | 5000 | 120-277 | T5 | Yes |
| LL-ALECO-70-40-UNV-T5-BZ | 70 | 9730 | 4000 | 120-277 | T5 | Yes |
| LL-ALECO-100-50-UNV-T3-BZ | 100 | 13800 | 5000 | 120-277 | T3 | Yes |
| LL-ALECO-100-40-UNV-T3-BZ | 100 | 13500 | 4000 | 120-277 | T3 | Yes |
| LL-ALECO-100-50-UNV-T4-BZ | 100 | 13300 | 5000 | 120-277 | T4 | Yes |
| LL-ALECO-100-40-UNV-T4-BZ | 100 | 13200 | 4000 | 120-277 | T4 | Yes |
| LL-ALECO-100-50-UNV-T5-BZ | 100 | 13900 | 5000 | 120-277 | T5 | Yes |
| LL-ALECO-100-40-UNV-T5-BZ | 100 | 13800 | 4000 | 120-277 | T5 | Yes |
| LL-ALECO-150-50-UNV-T3-BZ | 150 | 20800 | 5000 | 120-277 | T3 | Yes |
| LL-ALECO-150-40-UNV-T3-BZ | 150 | 20500 | 4000 | 120-277 | T3 | Yes |
| LL-ALECO-150-50-UNV-T4-BZ | 150 | 20000 | 5000 | 120-277 | T4 | Yes |
| LL-ALECO-150-40-UNV-T4-BZ | 150 | 19800 | 4000 | 120-277 | T4 | Yes |
| LL-ALECO-150-50-UNV-T5-BZ | 150 | 20800 | 5000 | 120-277 | T5 | Yes |
| LL-ALECO-150-40-UNV-T5-BZ | 150 | 20500 | 4000 | 120-277 | T5 | Yes |
| LL-ALECO-200-50-UNV-T3-BZ | 200 | 25500 | 5000 | 120-277 | T3 | Yes |
| LL-ALECO-200-40-UNV-T3-BZ | 200 | 24800 | 4000 | 120-277 | T3 | Yes |
| LL-ALECO-200-50-UNV-T4-BZ | 200 | 24600 | 5000 | 120-277 | T4 | Yes |
| LL-ALECO-200-40-UNV-T4-BZ | 200 | 26000 | 4000 | 120-277 | T4 | Yes |
| LL-ALECO-200-50-UNV-T5-BZ | 200 | 25500 | 5000 | 120-277 | T5 | Yes |
| LL-ALECO-200-40-UNV-T5-BZ | 200 | 26000 | 4000 | 120-277 | T5 | Yes |
| LL-ALECO-250-50-UNV-T3-BZ | 250 | 34500 | 5000 | 120-277 | T3 | Yes |
| LL-ALECO-250-40-UNV-T3-BZ | 250 | 34000 | 4000 | 120-277 | T3 | Yes |
| LL-ALECO-250-50-UNV-T4-BZ | 250 | 34000 | 5000 | 120-277 | T4 | Yes |
| LL-ALECO-250-40-UNV-T4-BZ | 250 | 33500 | 4000 | 120-277 | T4 | Yes |
| LL-ALECO-250-50-UNV-T5-BZ | 250 | 34500 | 5000 | 120-277 | T5 | Yes |
| LL-ALECO-250-40-UNV-T5-BZ | 250 | 34000 | 4000 | 120-277 | T5 | Yes |



| | | | | | | |
|---------------------------|-----|-------|------|---------|----|-----|
| LL-ALECO-300-50-UNV-T3-BZ | 300 | 41000 | 5000 | 120-277 | T3 | Yes |
| LL-ALECO-300-40-UNV-T3-BZ | 300 | 40500 | 4000 | 120-277 | T3 | Yes |
| LL-ALECO-300-50-UNV-T4-BZ | 300 | 39900 | 5000 | 120-277 | T4 | Yes |
| LL-ALECO-300-40-UNV-T4-BZ | 300 | 39600 | 4000 | 120-277 | T4 | Yes |
| LL-ALECO-300-50-UNV-T5-BZ | 300 | 41000 | 5000 | 120-277 | T5 | Yes |
| LL-ALECO-300-40-UNV-T5-BZ | 300 | 40500 | 4000 | 120-277 | T5 | Yes |

*Not all product variations listed on this page are DLC qualified. Visit www.designlights.org/search to confirm qualification

Quick Ship Ordering Information

| Part # |
|---------------------------|
| LL-ALECO-40-50-UNV-T3-BZ |
| LL-ALECO-40-40-UNV-T3-BZ |
| LL-ALECO-70-50-UNV-T3-BZ |
| LL-ALECO-70-40-UNV-T3-BZ |
| LL-ALECO-100-50-UNV-T3-BZ |
| LL-ALECO-100-40-UNV-T3-BZ |
| LL-ALECO-150-50-UNV-T3-BZ |
| LL-ALECO-150-50-480-T3-BZ |
| LL-ALECO-150-40-UNV-T3-BZ |
| LL-ALECO-200-50-UNV-T3-BZ |
| LL-ALECO-200-40-UNV-T3-BZ |
| LL-ALECO-250-50-UNV-T3-BZ |
| LL-ALECO-250-50-480-T3-BZ |
| LL-ALECO-300-50-UNV-T3-BZ |
| LL-ALECO-300-50-480-T3-BZ |
| LL-ALECO-300-40-UNV-T3-BZ |
| ALECOPM |
| ALECOSF |
| ALECOTR |
| ALECOWM |

Accessories Ordering Information

| Part # | Wattage |
|------------|--|
| ALECOPM | Pole Mount Kit Including Round Adapter ALECO |
| ALECOSF | Slipfitter ALECO |
| ALECOTR | Trunnion Mount ALECO |
| ALECOWM | Wall Mount Kit ALECO |
| BRI823-B-D | Sharkward 120-277V 0-10V PIR Sensor |
| RC-100 | Remote Control 100 |
| L3 | L3 Low Bay Coverage Lens |
| L4 | L4 High Bay Coverage Lens |
| R3 | Twist Lock Receptacle 3 Pin |
| R7 | Twist Lock Receptacle 7 Pin |
| TLPC | Twist Lock Photocell & Receptacle 120-277V |
| TLPC480 | Twist Lock Photocell & Receptacle 480V |



| | |
|----------------------|--|
| SP10277 | Surge Protector 10kVA 277V |
| SP20480 | Surge Protector 10kVA 277V |
| SUB "UNV" WITH "480" | 480 Volt For Area Light Econolume Series |
| EGSALECOS | External Glare Shield ALECO S *40W/70W/100W* |
| EGSALECOM | External Glare Shield ALECO M*150W/200W* |
| EGSALECOL | External Glare Shield ALECO L*250W/300W* |
| 4SQPTA | 4" Square Pole Top Adapter To 2 3/8" Tenon |
| 5SQPTA | 5" Square Pole Top Adapter To 2 3/8" Tenon |
| WMB90 | Wall Mount Bracket 90 Degree Arm To 2 3/8" Tenon |
| 4RPTA | 4" Round Pole Top Adapter To 2 3/8" Tenon |
| 5RPTA | 5" Round Pole Top Adapter To 2 3/8" Tenon |
| 290HTA | 2 @ 90 Horizontal Tenon Adapter |
| 2180HTA | 2 @ 180 Horizontal Tenon Adapter |
| 390HTA | 3 @ 90 Horizontal Tenon Adapter |
| 3120HTA | 3 @ 120 Horizontal Tenon Adapter |
| 490HTA | 4 @ 90 Horizontal Tenon Adapter |
| MPHTA | Mid Pole Horizontal Tenon Adapter |

* Please contact LITELUME for all Custom Option Requests

Buy American Act Compliant Ordering Information

| Part # | Description |
|-----------|--|
| BAA-ALECO | Buy American Act Compliant for Area Light Econolume Series |

* Please contact LITELUME for all Custom Option Requests